

# Quick Reference Guide for EV29L Reusable Transrectal Needle Guide/Plug

## 1. Reprocessing Before First and Every use

- a. Disassemble before reprocessing
- b. Cleaning Cidezyme, 5 minutes
  - Use an appropriate brush for channels/cannulas
  - Flush all channels/cannulas with cleaner
- c. Sterilization
  - Sterilization: Class B autoclave
    - 134°C (273°F) for 3 min
    - 132°C (270°F) for 4 min
  - Alternately (if autoclave is not available) High-Level Disinfection: Cidex OPA, 12 minutes
    - Flush all channels/cannulas with disinfectant
- d. Inspection after reprocessing

## 2. Assembly/Disassembly\*

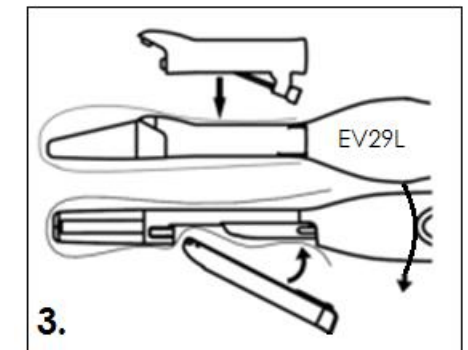
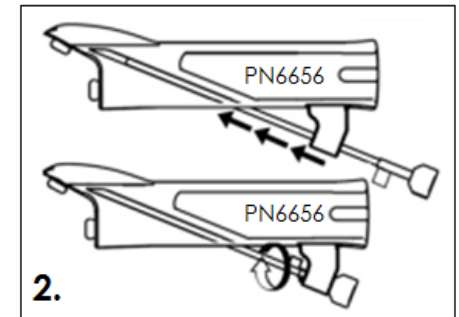
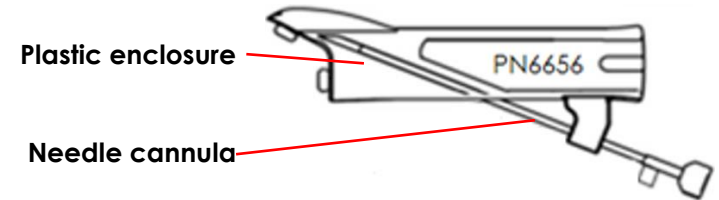
## 3. Attaching to the EV29L Transducer

## 4. Software Adjustments

- a. Anesthesia Mode: Select **35°** option for needle guide angle
- b. Biopsy Mode: No change required

\*This step is not required for use as plug (for imaging only procedures).

\*\*Install the plastic enclosure underneath the sheath for use as plug (for imaging-only procedures).



**Refer to the following Manuals for Detailed Instructions:**

Step	Manual	Section of Manual
1. <b>Reprocessing</b> (before first and every use)	Care, Cleaning and Use Guide for EV29L	Chapter 4: Reprocessing Section 3: Reprocessing the EV29L Reusable Transrectal Needle Guide
2. <b>Assembly/ Disassembly</b>		Chapter 2: General Information Section 2.2.2.3: Preparing the Needle Guide for Use
3. <b>Attaching to the EV29L Transducer</b>		Chapter 3: Preparing for Imaging Section 2.1.1: Attaching the Transrectal Needle Guide
4. <b>Software Adjustments</b>	ExactVu Operation and Safety Manual	Chapter 5: Using 2D Mode Section 2.3.1: Using the Needle Guide Overlay with the EV29L Transducer

If you require **technical assistance** with your ExactVu™ micro-ultrasound system or with the EV29L Reusable Transrectal Needle Guide, contact Technical Support using the contact information for your region at <https://www.exactimaging.com/contact-us>.



**Exact Imaging Inc.**  
7676 Woodbine Avenue, Unit 15  
Markham, ON L3R 2N2, Canada  
+1.905.415.0030  
[info@exactimaging.com](mailto:info@exactimaging.com)



**Emergo Europe**  
Westervoortsedijk 60  
6827 AT Arnhem  
The Netherlands



**MedEnvoy Switzerland**  
Gotthardstrasse 28  
6302 Zug  
Switzerland

UK Responsible Person  
**Emergo Consulting (UK) Limited c/o Cr360 – UL International**  
Compass House, Vision Park Histon  
Cambridge CB24 9BZ  
United Kingdom



**Exact Imaging BVBA**  
Ottergemsesteenweg-Zuid 808 / b508  
9000 Gent  
Belgium

**Exact Imaging Catalog Numbers**

- EV-29L: EV29L Transducer
- EV-BIOGR: EV29L Reusable Transrectal Needle Guide, 18 GA
- EV-BIOGR-R16: EV29L Reusable Transrectal Needle Guide, 16 GA
- EV-SYS-220: ExactVu™ Micro-Ultrasound Imaging System (220V)
- EV-SYS-120: ExactVu™ Micro-Ultrasound Imaging System (120V)
- EV-SYS-100: ExactVu™ Micro-Ultrasound Imaging System (100V)